

Marine Power

CURRENT MODEL LIST



EFFECTIVE JULY 1, 2009











Reliability Starts Here.™



MARINE POWER CURRENT MODEL LIST

Effective July 1, 2009

MODEL	MSRP	SHAFT LENGTH	CYL	WEIGHT	COMMAND LINK COMPATIBLE	FUEL DELIVERY SYSTEM	STANDARD EQUIPMENT	C.A.R.B. RATING
4 Stroke Models								
F2.5MSH	\$1,105	15"	1	37 lbs	No	Carb	Aluminum prop, tiller, integral fuel tank	2 Star
F4MSH	\$1,525	15"	1	48 lbs	No	Carb	Aluminum prop, tiller, integral fuel tank	2 Star
F4MLH	\$1,550	20"	1	50 lbs	No	Carb	Aluminum prop, tiller, integral fuel tank	2 Star
F6AMSH	\$2,430	15"	2	83 lbs	No	Carb	Aluminum prop, tiller	3 Star
F6AMLH	\$2,455	20"	2	86 lbs	No	Carb	Aluminum prop, tiller	3 Star
F8CMSH	\$2,555	15"	2	83 lbs	No	Carb	Aluminum prop, tiller	3 Star
F8CMLH	\$2,590	20"	2	86 lbs	No	Carb	Aluminum prop, tiller	3 Star
T8DELH	\$3,045	20"	2	102 lbs	No	Carb	Dual Thrust™ prop, tiller, high thrust lower unit	3 Star
T8DEXH	\$3,075	25"	2	105 lbs	No	Carb	Dual Thrust prop, tiller, high thrust lower unit	3 Star
T8DPLH	\$3,405	20"	2	114 lbs	No	Carb	Dual Thrust prop, tiller, power tilt, high thrust lower unit	3 Star
T8DPLR	\$3,405	20"	2	107 lbs	No	Carb	Dual Thrust prop, power tilt, high thrust lower unit	3 Star
T8DPXH	\$3,445	25"	2	116 lbs	No	Carb	Dual Thrust prop, tiller, power tilt, high thrust lower unit	3 Star
T8DPXR	\$3,445	25"	2	110 lbs	No	Carb	Dual Thrust prop, power tilt, high thrust lower unit	3 Star
F9.9FMSH	\$2,945	15"	2	91 lbs	No	Carb	Aluminum prop, tiller	3 Star
F9.9FMLH	\$2,970	20"	2	93 lbs	No	Carb	Aluminum prop, tiller	3 Star
F9.9FELR	\$3,315	20"	2	94 lbs	No	Carb	Aluminum prop	3 Star
T9.9GELH	\$3,500	20"	2	104 lbs	No	Carb	Dual Thrust prop, tiller, high thrust lower unit	3 Star
T9.9GEXH	\$3,550	25"	2	106 lbs	No	Carb	Dual Thrust prop, tiller, high thrust lower unit	3 Star
T9.9GPLH	\$3,650	20"	2	114 lbs	No	Carb	Dual Thrust prop, tiller, power tilt, high thrust lower unit	3 Star
T9.9GPLR	\$3,650	20"	2	108 lbs	No	Carb	Dual Thrust prop, power tilt, high thrust lower unit	3 Star
T9.9GPXH	\$3,700	25"	2	116 lbs	No	Carb	Dual Thrust prop, tiller, power tilt, high thrust lower unit	3 Star
T9.9GPXR	\$3,700	25"	2	110 lbs	No	Carb	Dual Thrust prop, power tilt, high thrust lower unit	3 Star
F15CMSH	\$3,275	15"	2	114 lbs	No	Carb	Aluminum prop, tiller	3 Star
F15CMLH	\$3,300	20"	2	118 lbs	No	Carb	Aluminum prop, tiller	3 Star
F15CESH	\$3,570	15"	2	118 lbs	No	Carb	Aluminum prop, tiller	3 Star
F15CELH	\$3,595	20"	2	123 lbs	No	Carb	Aluminum prop, tiller	3 Star
F15CPLH	\$4,045	20"	2	134 lbs	No	Carb	Aluminum prop, power tilt, tiller	3 Star
F20MSH	\$3,690	15"	2	114 lbs	No	Carb	Aluminum prop, tiller	3 Star
F20MLH	\$3,725	20"	2	118 lbs	No	Carb	Aluminum prop, tiller	3 Star
F20ESH	\$4,105	15"	2	118 lbs	No	Carb	Aluminum prop, tiller	3 Star
F20ELH	\$4,150	20"	2	123 lbs	No	Carb	Aluminum prop, tiller	3 Star
F20ESR	\$4,105	15"	2	116 lbs	No	Carb	Aluminum prop	3 Star
F20ELR	\$4,150	20"	2	121 lbs	No	Carb	Aluminum prop	3 Star
F20PLH	\$4,670	20"	2	134 lbs	No	Carb	Aluminum prop, power tilt, tiller	3 Star
F20PLR	\$4,670	20"	2	134 lbs	No	Carb	Aluminum prop, power tilt	3 Star
 F25SMHA	\$3,900	15"	2	170 lbs	No	Carb	Aluminum prop, manual start, tiller handle	3 Star
 F25LMHA	\$3,940	20"	2	172 lbs	No	Carb	Aluminum prop, manual start, tiller handle	3 Star
 F25SEHA	\$4,345	15"	2	176 lbs	No	Carb	Aluminum prop, electric start, tiller handle	3 Star
 F25LEHA	\$4,390	20"	2	179 lbs	No	Carb	Aluminum prop, electric start, tiller handle	3 Star
 F25SEA	\$4,190	15"	2	172 lbs	No	Carb	Aluminum prop, electric start, remote control	3 Star
 F25LEA	\$4,230	20"	2	174 lbs	No	Carb	Aluminum prop, electric start, remote control	3 Star
 F25LA	\$4,745	20"	2	181 lbs	No	Carb	Aluminum prop, electric start, remote control, PTT	3 Star
 T25LA	\$4,865	20"	2	203 lbs	No	Carb	Aluminum prop, electric start, remote control, PTT, high thrust lower unit	3 Star
F40LEHA	\$6,150	20"	3	223 lbs	Yes	EFI	Electric start, tiller	3 Star
F40LA	\$6,615	20"	3	214 lbs	Yes	EFI	Electric start, power trim & tilt	3 Star
F50TLR	\$7,465	20"	4	237 lbs	Yes	EFI	Power trim & tilt	3 Star
T50TLR	\$7,665	20"	4	248 lbs	Yes	EFI	Power trim & tilt, high thrust lower unit	3 Star
F60TLR	\$8,045	20"	4	237 lbs	Yes	EFI	Power trim & tilt	3 Star
T60TLR	\$8,240	20"	4	248 lbs	Yes	EFI	Power trim & tilt, high thrust lower unit	3 Star
F75TLR	\$9,325	20"	4	369 lbs	Yes	EFI	Power trim & tilt	3 Star
F90TLR	\$9,965	20"	4	369 lbs	Yes	EFI	Power trim & tilt	3 Star
F90TXR	\$10,025	25"	4	380 lbs	Yes	EFI	Power trim & tilt	3 Star
F115TLR	\$11,215	20"	4	401 lbs	Yes	EFI	Power trim & tilt	3 Star
F115TXR	\$11,290	25"	4	412 lbs	Yes	EFI	Power trim & tilt	3 Star
LF115TXR	\$11,790	25"	4	412 lbs	Yes	EFI	Power trim & tilt, counter rotation model	3 Star
F150TLR	\$14,705	20"	4	466 lbs	Yes	EFI	Power trim & tilt	3 Star
F150TXR	\$14,790	25"	4	475 lbs	Yes	EFI	Power trim & tilt	3 Star
LF150TXR	\$15,350	25"	4	475 lbs	Yes	EFI	Power trim & tilt, counter rotation model	3 Star
F200TXR	\$20,150	25"	V6	583 lbs	Yes	EFI	Power trim & tilt	3 Star
LF200TXR	\$20,795	25"	V6	583 lbs	Yes	EFI	Power trim & tilt, counter rotation model	3 Star

MARINE POWER CURRENT MODEL LIST

Effective July 1, 2009


MODEL	MSRP	SHAFT LENGTH	CYL	WEIGHT	COMMAND LINK COMPATIBLE	FUEL DELIVERY SYSTEM	STANDARD EQUIPMENT	C.A.R.B. RATING
-------	------	--------------	-----	--------	-------------------------	----------------------	--------------------	-----------------

4 Stroke Models (continued)

F225TLR Sport	\$21,320	20"	V6	584 lbs	Yes	EFI	Power trim & tilt	3 Star
F225TXR	\$21,450	25"	V6	583 lbs	Yes	EFI	Power trim & tilt	3 Star
LF225TXR	\$22,130	25"	V6	583 lbs	Yes	EFI	Power trim & tilt, counter rotation model	3 Star
F250BTXR	\$22,555	25"	V6	609 lbs	Required**	EFI	Power trim & tilt	3 Star
LF250BTXR	\$23,315	25"	V6	609 lbs	Required**	EFI	Power trim & tilt, counter rotation model	3 Star
F250BTUR	\$22,990	30"	V6	632 lbs	Required**	EFI	Power trim & tilt	3 Star
LF250BTUR	\$23,750	30"	V6	632 lbs	Required**	EFI	Power trim & tilt, counter rotation model	3 Star
F300TXR	\$26,205	25"	V8	804 lbs	Required	EFI	Power trim & tilt	3 Star
LF300TXR	\$26,950	25"	V8	804 lbs	Required	EFI	Power trim & tilt, counter rotation model	3 Star
F300TUR	\$26,630	30"	V8	822 lbs	Required	EFI	Power trim & tilt	3 Star
LF300TUR	\$27,365	30"	V8	822 lbs	Required	EFI	Power trim & tilt, counter rotation model	3 Star
F350TXR	\$28,550	25"	V8	804 lbs	Required	EFI	Power trim & tilt	3 Star
LF350TXR	\$29,300	25"	V8	804 lbs	Required	EFI	Power trim & tilt, counter rotation model	3 Star
F350TUR	\$28,980	30"	V8	822 lbs	Required	EFI	Power trim & tilt	3 Star
LF350TUR	\$29,740	30"	V8	822 lbs	Required	EFI	Power trim & tilt, counter rotation model	3 Star

**NOTE: Use of the Command Link system and Command Link Digital Electronic Controls is required with F350, F300 and F250B model outboards, except Command Link gauges may be excluded on F250B provided Yamaha Analog Gauge Interface (AGI) is installed.

4 Stroke Jet Drive Models

F40JEHA	\$6,750	20"	3	232 lbs	Yes	EFI	Electric start, tiller, 30 hp Jet Drive	3 Star
F40JEA	\$6,750	20"	3	223 lbs	Yes	EFI	Electric start, 30 hp Jet Drive	3 Star
F60TJR	\$8,875	25"	4	268 lbs	Yes	EFI	Power trim & tilt, 40 hp Jet Drive	3 Star
F90TJR	\$10,880	25"	4	390 lbs	Yes	EFI	Power trim & tilt, 65 hp Jet Drive	3 Star
F115TJR	\$12,590	25"	4	415 lbs	Yes	EFI	Power trim & tilt, 80 hp Jet Drive	3 Star
 F150TJR	\$16,090	25"	4	492 lbs	Yes	EFI	Power trim & tilt, 105 hp Jet Drive	3 Star

*NOTE: Jet pump assemblies are shipped in a separate box for these outboard models.

HPDI® Models

Z200TXR	\$16,090	25"	V6	475 lbs	Yes	HPDI	Power trim & tilt	2 Star
LZ200TXR	\$16,730	25"	V6	475 lbs	Yes	HPDI	Power trim & tilt, counter rotation model	2 Star

V MAX® HPDI® Models

VZ150TLR	\$14,370	20"	V6	468 lbs	Yes	HPDI	Power trim & tilt, V MAX model	2 Star
VZ175TLR	\$14,995	20"	V6	468 lbs	Yes	HPDI	Power trim & tilt, V MAX model	2 Star

V MAX® Series II HPDI® Models

VZ200RTL	\$18,025	20"	V6	539 lbs	Yes	HPDI	Power trim & tilt, V MAX Series 2 model	2 Star
VZ225HTLR	\$19,475	20"	V6	539 lbs	Yes	HPDI	Power trim & tilt, V MAX Series 2 model	2 Star
VZ250FTLR	\$20,730	20"	V6	539 lbs	Yes	HPDI	Power trim & tilt, V MAX Series 2 model	2 Star
VZ300BTLR	\$21,425	20"	V6	539 lbs	Yes	HPDI	Power trim & tilt, V MAX Series 2 model	2 Star

2 Stroke Models

8MSH	\$2,445	15"	2	60 lbs	No	Carb	100:1 premix, aluminum prop, tiller	None
9.9MSH	\$2,970	15"	2	79 lbs	No	Carb	100:1 premix, aluminum prop, tiller	None
15MSH	\$3,265	15"	2	79 lbs	No	Carb	100:1 premix, aluminum prop, tiller	None
25MSH	\$3,575	15"	2	105 lbs	No	Carb	100:1 premix, aluminum prop, tiller	None
25MLH	\$3,625	20"	2	109 lbs	No	Carb	100:1 premix, aluminum prop, tiller	None
25ESH	\$4,000	15"	2	111 lbs	No	Carb	100:1 premix, aluminum prop, tiller	None
25ELH	\$4,000	20"	2	119 lbs	No	Carb	100:1 premix, aluminum prop, tiller	None
25ELR	\$3,850	20"	2	112 lbs	No	Carb	100:1 premix, aluminum prop	None
50TLR	\$5,695	20"	3	189 lbs	No	Carb	Precision Blend, power trim & tilt	None
70TLR	\$7,725	20"	3	228 lbs	No	Carb	Precision Blend, power trim & tilt	None
90TLR	\$8,180	20"	3	261 lbs	No	Carb	Precision Blend, power trim & tilt	None
115TLR	\$10,690	20"	V4	358 lbs	No	Carb	Precision Blend, power trim & tilt	None
V150TLR	\$12,275	20"	V6	418 lbs	No	Carb	Precision Blend, power trim & tilt, V MAX model	None
150TXR	\$12,275	25"	V6	426 lbs	No	Carb	Precision Blend, power trim & tilt	None

Notes

1. See your authorized Yamaha Marine Dealer or the current Yamaha Product Information Guide for standard and optional equipment, model code reference information and specifications.
2. **Only models with 3 star C.A.R.B. rating are available for resale in California.**
3. Remote Fuel tanks not standard on any model.
4. Fuel hose is included as standard equipment for all four strokes except F2.5, F4, and V8 models; and all two strokes except V4, V6, and HPDI® models.
5. A steering link arm is included as standard equipment for all four strokes except: Remote Control T8 and T9.9, all V6, and all V8 models; and all two strokes except 3.3L HPDI models.

WHY IS YAMAHA YOUR BEST INVESTMENT?



Real Customer Satisfaction Yamaha owners have been sharing incredible stories of power, performance, and value for years. Still we were honored to receive the coveted Marine Customer Satisfaction Index (CSI) Award for the seventh consecutive year. In the history of the award, Yamaha is the only outboard company to achieve this. We were also pleased to hear we've surpassed most of our competitors with our current company CSI score of over 94 percent.

Award Winning Innovation For twenty-plus years Yamaha's been miles ahead on performance and design, but that doesn't mean we're getting too comfortable. In fact, our world-first, V8 four stroke outboard earned both the IBEX® Innovation Award for 2007 and MotorBoating® Magazine's "Best of 2007" Award.

2,000+ Dealers Nationwide Yamaha offers an extensive dealer network, staffed with some of the boating industry's best-trained professionals.

Unsurpassed Customer Service Everyone in our supply chain—from regional technical advisors to local dealers—has access to the industry tools and information to keep you on the water. And unlike other outboard companies, our customer relations department features highly trained, marine-focused personnel led by a licensed marine captain.



This document contains many of the valuable trademarks and service marks owned and used by Yamaha throughout the world. The document may also contain references to other company, brand and product names that may be the trademarks/service marks of their respective owners. These company, brand and product names are used herein for identification purposes only, and references to any names, marks, products or services of third parties do not constitute or imply endorsement, sponsorship or recommendation of the third party or the products or services.

Due to Yamaha's ongoing commitment to product improvements, we reserve the right to change without notice, equipment, specification availability and prices.

YAMAHA MOTOR CORPORATION, U.S.A. MARINE GROUP
1270 Chastain Road • Kennesaw, GA 30144-9210